

# Lake Washington High School Annual Report – 2016-17

12033 NE 80<sup>th</sup> St, Kirkland, WA 98033  
425-936-1700 | [lwhs.lwsd.org](http://lwhs.lwsd.org)



**Principal:** Christina Thomas  
**Associate Principals:** Kia DuNann, Lloyd Higgins, Brian Story  
**Mascot:** Kangaroo  
**Colors:** Purple and White

**# of students, October 2016:** 1,642  
**# of teachers:** 94  
**Teachers with at least a Master's Degree:** 66.0%  
**4-year graduation rate (class of 2016):** 90.6%  
**5-year graduation rate (class of 2015):** 95.1%

## District Mission

*Each student will graduate prepared to lead a rewarding, responsible life as a contributing member of our community and greater society.*

## School Mission

*We share a commitment to honoring the voice and potential of every member through individual growth, academic challenge, and connection to the global community.*

## School Funding

**District General Fund Budget:** \$318.4 million  
**District Per Pupil Expenditure:** \$10,766 per pupil  
**Building Budget for this school:** \$326,911

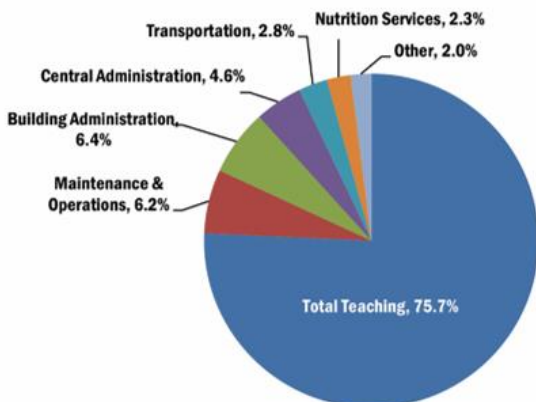
## School Description

Lake Washington High School continues to focus on student achievement as its primary goal. We are very proud of the academic accomplishments of our students and the continued focused work of our staff. As a staff, we have focused our work on alignment of curriculum to the state standards. Teachers create common assessments to measure student growth throughout the year. Teachers implement a variety of intervention strategies to assist our struggling learners.

We continue to examine our course offerings to meet the changing global workplace. Students have many opportunities to select challenging coursework. We continue to increase academic offerings. We have multiple College in the High School courses. We also have a wide range of Tech Prep courses, which give college credit.

## 2016-17 District Expenditures

*Where does the money go?*



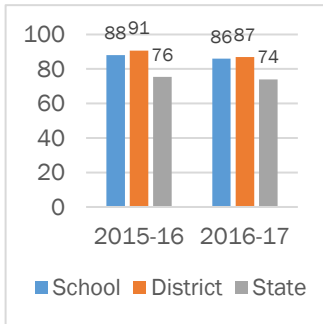
## 2016-17 School Goals

- Literacy: 93% of students will meet standard
- Math: 95% of students at standard in math for graduation
- Science: 85% of students will pass the Biology EOC
- Achievement gap: Increase the percentage of Hispanic students at literacy standard on the SBA to 83%
- On-Track Credits: 95% of freshmen will earn 6.0 credits at the end of their freshman year
- College & Career Readiness: 95% of freshmen and sophomores will complete all career cruising activities
- School Effectiveness: The school uses a system to obtain a variety of perspectives when making decisions from 90%-95% agreement
- Attendance: Improve the number of students missing in excess of 18 days through personal contact
- Discipline: Implement restorative justice practices to decrease suspensions

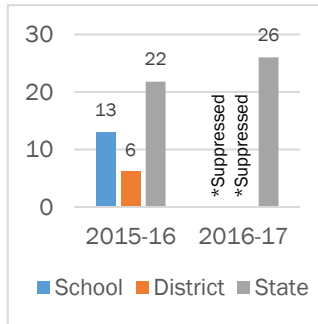
# State Assessment Results

## Smarter Balanced Assessment (SBA)+

11th Grade  
English  
Language Arts

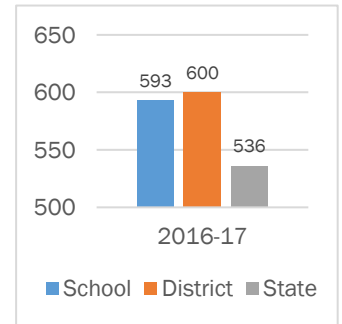


11th Grade  
Math



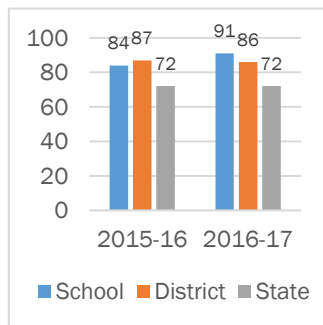
## SAT\*\*

ERW  
Mean



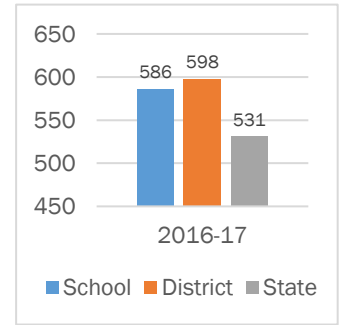
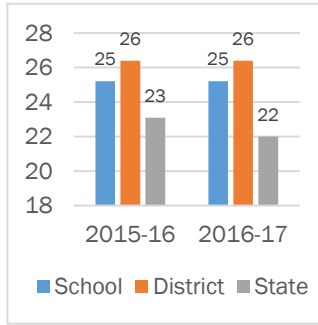
## End of Course (EOC)

10th Grade  
Biology

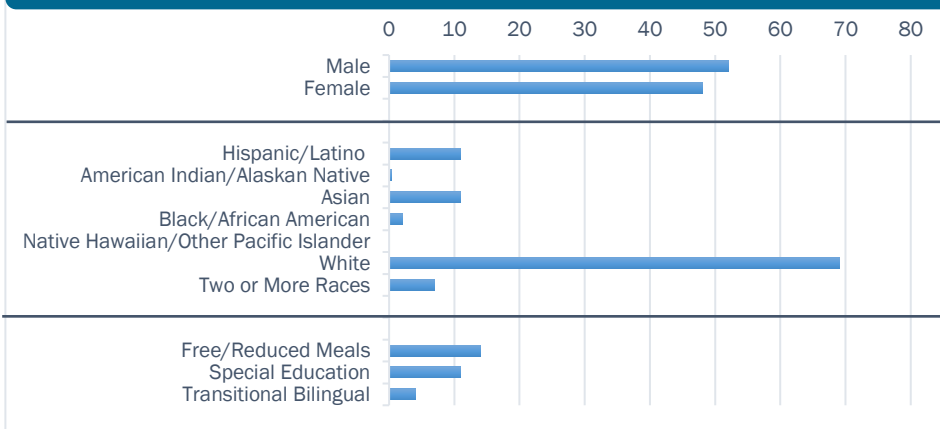


## ACT\*\*

Math  
Mean



## Student Demographics



>Test scores are above 95%

+Smarter Balanced Assessment is a Washington state standardized exam. Scores represent percentage of students who met the standards. Students who did not take the test were counted as not meeting standard.

\*Scores are suppressed when groups are so small that the information could potentially be used to identify or derive information about individual students. Many 11th grade students refused to take the test: they may have already met graduation requirements through passing the old state tests in 10th grade.

\*\*The Scholastic Aptitude Test (SAT) and the American College Test (ACT) are required by many colleges and universities for admission. Students elect to take these tests. A new SAT was given starting in January 2016. The Reading and Writing sections have been consolidated and now make up "Evidence-Based Reading and Writing" (ERW). As a result, the previous year's data is no longer comparable.

To view state test scores by demographic group, please visit: <http://reportcard.ospi.k12.wa.us>. Select Lake Washington School District, then elect the school.

## Accountability of School Performance

Met Participation Goal for ELA: No  
Met Participation Goal for Math: No

## School Building

Our school facilities are available for public use by contacting our school office.

**Building Condition Assessment: Good**

The Building Condition Assessment represents an overall permanent building condition assessment. It is conducted by a third party in accordance with the state's Asset Preservation Program.

## Invitation to Participate

Goal 5 in the district's Strategic Plan is to "Engage our Communities." Families and community members are encouraged to participate in our school. Volunteers are trained and work in a variety of positions. To get involved, call our school office.